

# APO LLO



**Towel Rail**

# Apollo



APOLLO is a practical and attractive towel rail radiator. Its rounded columns which support contrasting flat panelled piping make it easy on the eyes. Available in sleek chrome and all RAL colours.

# APOLLP



Height (H)	Length (L)	Centres (A)	No el	Weight	Volume	OUTPUT(watt)								
						$\Delta t=30^{\circ}\text{C}$		$\Delta t=40^{\circ}\text{C}$		$\Delta t=50^{\circ}\text{C}$		$\Delta t=60^{\circ}\text{C}$		electrical
mm	mm	mm	pcs	kg	l	ral	chrome	ral	chrome	ral	chrome	ral	chrome	
700	500	465	6	6.5	2.5	141	109	200	154	270	208	337	260	300
1050	500	465	9	9.8	3.7	164	126	232	178	313	241	391	301	300
1400	500	465	12	13	4.9	212	163	299	230	404	311	505	389	500



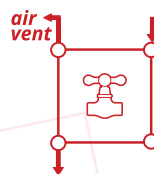
Max. working pressure max.4 bar



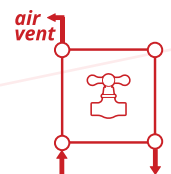
Max. working temperature 90°C



Mounting kit included



S1



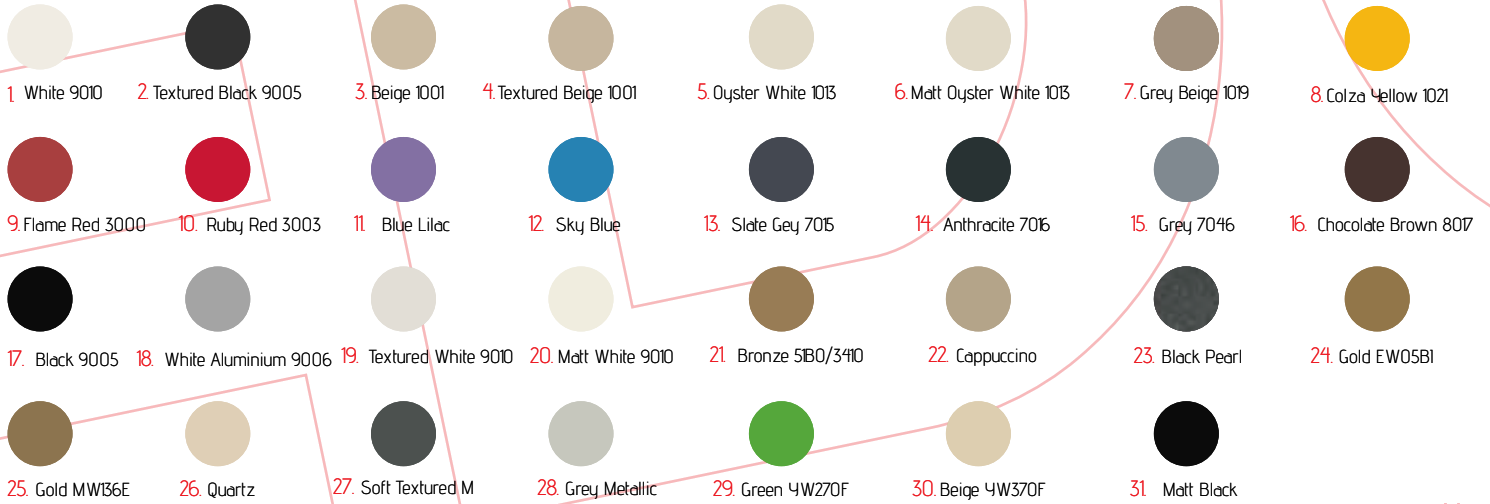
S2

Hydraulic connections/

# FINISHES

## COLORS AVAILABLE


### PAINT COLOUR OPTIONS



### FINISHES AND SPECIAL PAINTS



### QUARTZ GLASS FINISHES





+2 0110 177 7751

[www.EdgesHeating.com](http://www.EdgesHeating.com)

[Infor@solaredges.com](mailto:Infor@solaredges.com)

2 Ext 26 July St . Lebnan Sq .

El Hawary Tower , Mohandessin

Giza 12654 - Egypt



@EdgesSolar



@Edges Heating Systems & Solar Energy



# EDGES

WARMING YOUR STYLISH LIVING



[www.EdgesHeating.com](http://www.EdgesHeating.com)