

EDGES
WARMING YOUR STYLISH LIVING

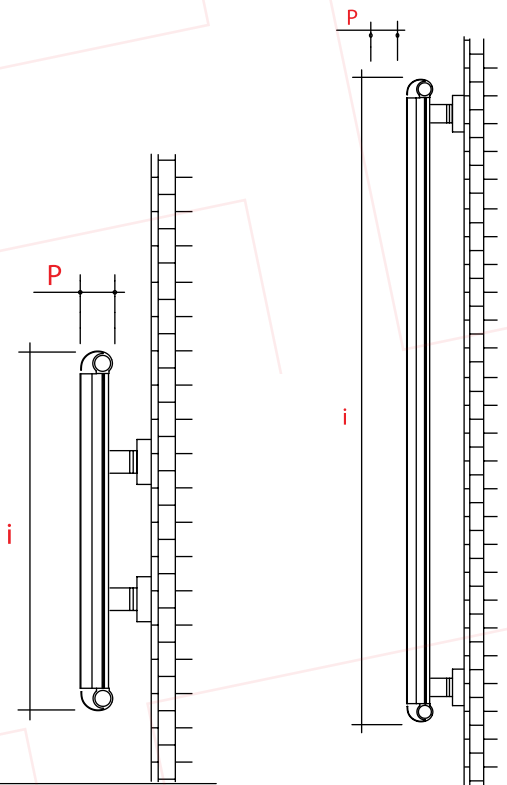
DOLCE

DOLCE

The first recycled aluminium extruded radiator without added components. and unusual design. The use of only one material for its production allows this product to be light and competitive as well as the particular.

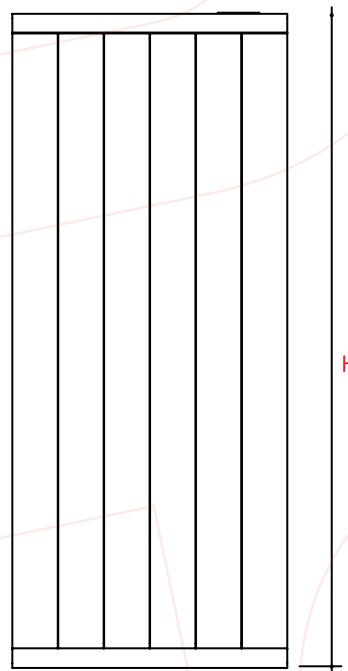


DOLCE



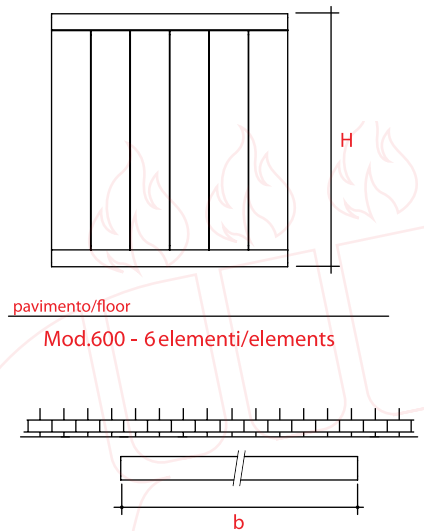
ON REQUEST BOTTOM CONNECTIONS

ON REQUEST BOTTOM CONNECTIONS



pavimento/floor

Mod.1800 - 6 elementi/elements



pavimento/floor

Mod.600 - 6 elementi/elements

modello model	altezza height h (mm)	larghezza width b (mm)	profondità depth p (mm)	interasse center distance i (mm)	resa termica / thermal output			prezzo / price standard
					Δt 30°C (W)	Δt 50°C (W)	Δt 60°C (W)	
600/6	655	600	56	600	294,0	563,8	711,2	€ 195,00
600/8	655	800	56	600	392,1	751,7	948,3	€ 260,00
600/10	655	1000	56	600	490,1	939,7	1185,4	€ 325,00
1800/3	1855	300	56	1800	358,2	701,5	891,8	€ 157,50
1800/4	1855	400	56	1800	477,6	935,4	1189,0	€ 210,00
1800/5	1855	500	56	1800	597,0	1169,3	1486,3	€ 262,50
1800/6	1855	600	56	1800	716,4	1403,1	1783,6	€ 315,00


FINITURE DISPONIBILI

AVAILABLE FINISHES

06 07 08 09 E F I J








White Matt



Black Matt

ACCESSORIES

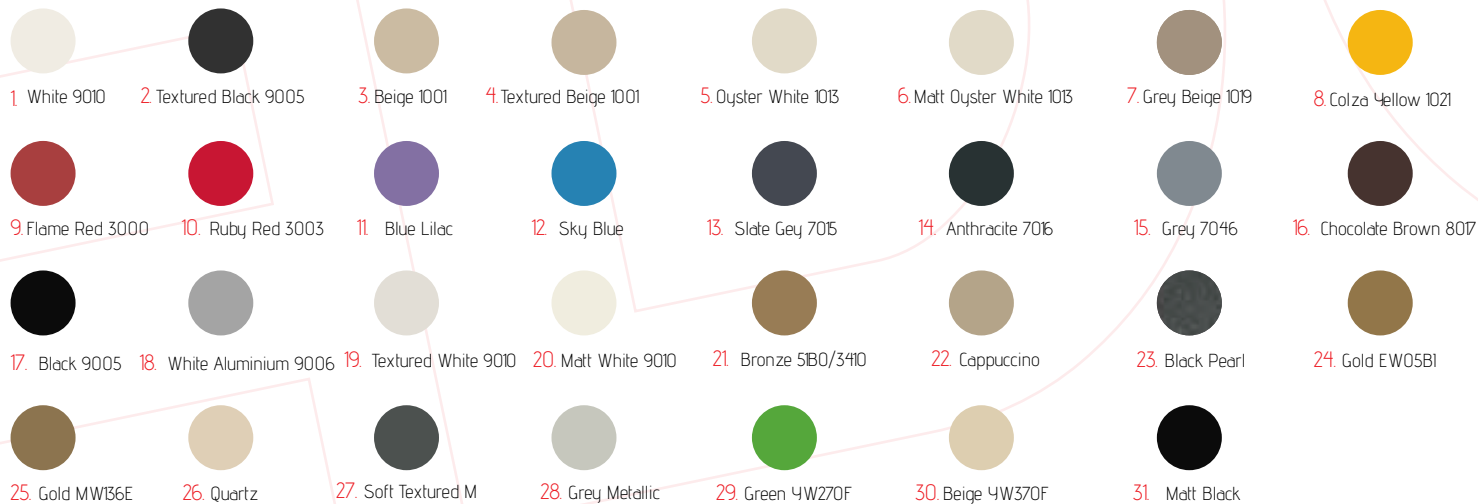
VALVES, LOCKSHIELDS AND VALVE/LOCKSHIELD ASSEMBLIES

Codice .	Descrizione .
	Detentore dritto, cromato, per impianti bitubo Straight lockshield suitable for thermostat control, chromed, for double pipe plants
108.103	Detentore per tubi rame, multistrato o ferro / Lockshield for copper, multilayer or iron pipes connection
	Valvola a squadra termostattabile, cromata, per impianti bitubo Angle valve suitable for thermostat control, chromed, for double pipe plants
106.103	Valvola per tubi rame, multi strato o ferro / Valve for copper, multilayer or iron pipes connection
	Detentore a squadra cromato per impianti bitubo Angle lockshield suitable for thermostat control, chromed, for double pipe plants
102.103	Detentore per tubi rame, multistrato e ferro / Lockshield for copper, multilayer or iron pipes connection
	Gruppo valvola remoto termostattabile con attacchi 1/2" F, per impianti bitubo/monotubo, finitura cromo Remote manual valve/lockshield assembly suitable for thermostat control with connections 1/2" F, for double/single pipes plant, chrome finish
205.21	Gruppo manuale / Remote manual
	Kit valvola combinata per scaldasalviette ov- al bath / cu-al bath - round al bath per installazione resistenza assiale (versione mista) Valve kit combined for towel warmers ov- al bath / cu-al bath - round al bath for axial resistance installation (hybrid version)
205.51	Gruppo con ingresso SX / Assembly with left-side inlet
205.52	Gruppo con ingresso DX / Assembly with right-side inlet
	Valvola manuale e detentore ad angolo, cromata, per impianti bitubo Angle manual valve and lockshield, chromed, for double pipe plants
151.101	Consigliata per Cubal Bath, Fino e Collezione Piano / Suggested for Cubal Bath, Fino and Piano Collection
	Valvola manuale dritta e detentore, cromata, per impianto bitubo Straight manual valve or lockshield, chromed for double pipe plants Suggested for Cubal Bath, Fino and Piano Collection
152.101	Consigliata per Cubal Bath, Fino e Collezione Piano /

FINISHES

COLORS AVAILABLE

PAINT COLOUR OPTIONS



FINISHES AND SPECIAL PAINTS



QUARTZ GLASS FINISHES





+2 0110 177 7751

www.EdgesHeating.com

Infor@solaredges.com

2 Ext 26 July St . Lebnan Sq .

El Hawary Tower , Mohandessin

Giza 12654 - Egypt



@EdgesSolar



@Edges Heating Systems & Solar Energy



www.SolarEdges.com