

EDGES
WARMING YOUR STYLISH LIVING



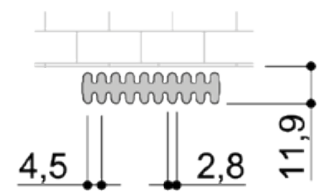
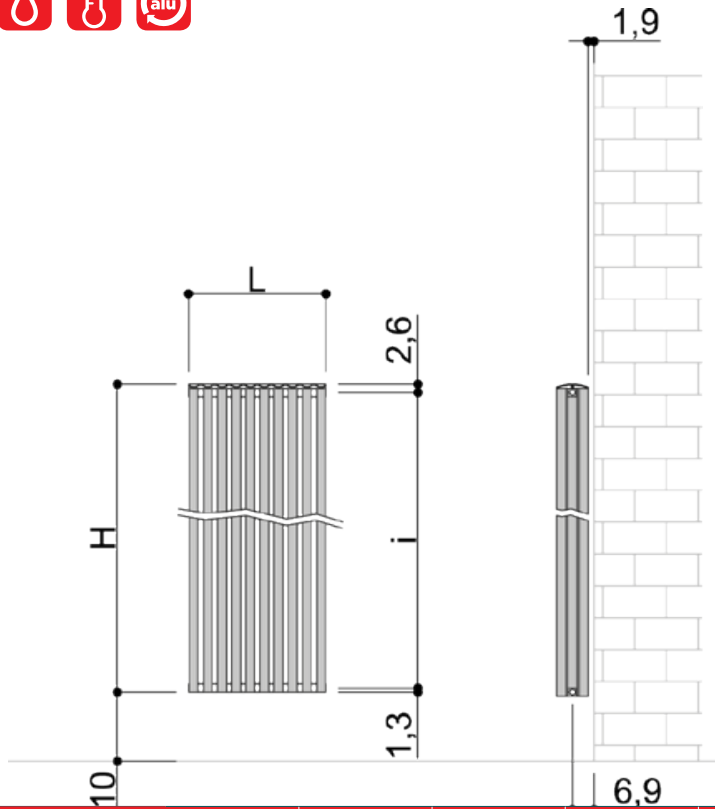
BAMBO

BAMBO

A recycled and recyclable aluminium tubular radiator able to leverage the essential characteristics of the metal: light, performing and pleasant. The collector becomes part of the heating elements serving as a sinuous and elegant cover perfectly suited to the rounded lines of the product.









BAMBOOO



| versione feeding | n numero elementi elements number | H altezza height | L larghezza width | i interasse center to center distance | Qs (W) | | peso a vuoto weight empty | contenuto d'acqua water content |
|---------------------|---|------------------------|-------------------------|---|-------------------------------|---------|------------------------------------|--|
| | | | | | resa termica thermal yield | | | |
| | | | | | Dt 30°C | Dt 50°C | | |
| 510.1.060004.22 | 4 | 639 | 167 | 600 | 156 | 298 | 3,0 | 1,3 |
| 510.1.060005.22 | 5 | | 212 | | 195 | 373 | 3,8 | 1,6 |
| 510.1.060026.22 | 26 | | 1157 | | 1013 | 1938 | 19,7 | 8,2 |
| 510.1.060027.22 | 27 | | 1202 | | 1052 | 2012 | 20,5 | 8,5 |
| 510.1.060028.22 | 28 | | 1247 | | 1091 | 2087 | 21,2 | 8,8 |
| 510.1.060029.22 | 29 | | 1292 | | 1130 | 2161 | 22,0 | 9,1 |
| 510.1.060030.22 | 30 | | 1337 | | 1169 | 2236 | 22,7 | 9,4 |
| 510.1.080004.22 | 4 | 839 | 167 | 800 | 195,4 | 379,6 | 3,7 | 1,7 |
| 510.1.080005.22 | 5 | | 212 | | 244,2 | 474,5 | 4,6 | 2,1 |
| 510.1.080026.22 | 26 | | 1157 | | 1270,1 | 2467,4 | 24,3 | 11,2 |
| 510.1.080027.22 | 27 | | 1202 | | 1318,9 | 2562,3 | 25,3 | 11,6 |
| 510.1.080028.22 | 28 | | 1247 | | 1367,8 | 2657,2 | 26,2 | 12,1 |
| 510.1.080029.22 | 29 | | 1292 | | 1416,6 | 2752,1 | 27,1 | 12,5 |
| 510.1.080030.22 | 30 | | 1337 | | 1465,5 | 2847,0 | 28,1 | 12,9 |
| 510.1.180004.22 | 4 | 1839 | 167 | 1800 | 370 | 737 | 7,7 | 3,6 |
| 510.1.180005.22 | 5 | | 212 | | 463 | 921 | 9,6 | 4,5 |
| 510.1.180006.22 | 6 | | 257 | | 556 | 1105 | 11,6 | 5,4 |
| 510.1.180007.22 | 7 | | 302 | | 648 | 1289 | 13,5 | 6,3 |
| 510.1.180008.22 | 8 | | 347 | | 741 | 1474 | 15,5 | 7,2 |
| 510.1.180009.22 | 9 | | 392 | | 834 | 1658 | 17,4 | 8,1 |
| 510.1.180010.22 | 10 | | 437 | | 926 | 1842 | 19,3 | 9,0 |
| 510.1.180011.22 | 11 | | 482 | | 1019 | 2026 | 21,3 | 9,9 |
| 510.1.180012.22 | 12 | | 527 | | 1111 | 2211 | 23,2 | 10,8 |
| 510.1.180013.22 | 13 | | 572 | | 1204 | 2395 | 25,1 | 11,7 |
| 510.1.180014.22 | 14 | | 617 | | 1297 | 2579 | 27,1 | 12,6 |
| 510.1.180015.22 | 15 | | 662 | | 1389 | 2763 | 29,0 | 13,5 |

ACCESSORIES

VALVES, LOCKSHIELDS AND VALVE/LOCKSHIELD ASSEMBLIES

| Codice . | Descrizione . |
|--|---|
|  | Detentore dritto, cromato, per impianti bitubo Straight lockshield suitable for thermostat control, chromed, for double pipe plants |
| 108.103 | Detentore per tubi rame, multistrato o ferro / Lockshield for copper, multilayer or iron pipes connection |
|  | Valvola a squadra termostattabile, cromata, per impianti bitubo Angle valve suitable for thermostat control, chromed, for double pipe plants |
| 106.103 | Valvola per tubi rame, multi strato o ferro / Valve for copper, multilayer or iron pipes connection |
|  | Detentore a squadra cromato per impianti bitubo Angle lockshield suitable for thermostat control, chromed, for double pipe plants |
| 102.103 | Detentore per tubi rame, multistrato e ferro / Lockshield for copper, multilayer or iron pipes connection |
|  | Gruppo valvola remoto termostattabile con attacchi 1/2" F, per impianti bitubo/monotubo, finitura cromo Remote manual valve/lockshield assembly suitable for thermostat control with connections 1/2" F, for double/single pipes plant, chrome finish |
| 205.21 | Gruppo manuale / Remote manual |
|  | Kit valvola combinata per scaldasalviette ov- al bath / cu-al bath - round al bath per installazione resistenza assiale (versione mista) Valve kit combined for towel warmers ov- al bath / cu-al bath - round al bath for axial resistance installation (hybrid version) |
| 205.51 | Gruppo con ingresso SX / Assembly with left-side inlet |
| 205.52 | Gruppo con ingresso DX / Assembly with right-side inlet |
|  | Valvola manuale e detentore ad angolo, cromata, per impianti bitubo Angle manual valve and lockshield, chromed, for double pipe plants |
| 151.101 | Consigliata per Cubal Bath, Fino e Collezione Piano / Suggested for Cubal Bath, Fino and Piano Collection |
|  | Valvola manuale dritta e detentore, cromata, per impianto bitubo Straight manual valve or lockshield, chromed for double pipe plants Suggested for Cubal Bath, Fino and Piano Collection |
| 152.101 | Consigliata per Cubal Bath, Fino e Collezione Piano / |

FINISHES

COLORS AVAILABLE

FINITURE BASE . BASIC FINISHES



STANDARD
RAL 9016 sablé
Bianco / White



SW3051 sablé (+5%)
Nero / Black

FINITURE DISPONIBILI A RICHIESTA . FINISHES AVAILABLE ON REQUEST

.19 VERNICIATURE RAL . RAL PAINTS



RAL 7035
Grigio luce



RAL 7005
Grigio topo



RAL 7044
Grigio seta



RAL 7023
Grigio calcestruzzo



RAL 7006
Grigio beige



RAL 7039
Grigio quarzo



RAL 7016
Grigio antracite



RAL 9016
Bianco traffico



RAL 9010
Bianco puro



RAL 1013
Bianco perla



RAL 9005
Nero profondo



RAL 5003
Blu zaffiro



RAL 5024
Blu pastello



RAL 6004
Verde blu



RAL 6005
Verde muschio



RAL 5020
Blu oceano



RAL 3015
Rosa chiaro



RAL 3017
Rosa



RAL 4002
Rosso violetto



RAL 8002
Marrone segnale



RAL 8004
Marrone rame



RAL 8015
Marrone castano



RAL 2001
Rosso arancio

.20 FINITURE E VERNICIATURE SPECIALI . FINISHES AND SPECIAL PAINTS



SW327F
Blu 500 sablé



SW305F
Blu 700 sablé



MW136E
Gold



SW205F
Bronze



SW208F
Marron d'Inde



SAP 10020
Champagnafrosty



M30001
Nickel



SAP 13931
Silver satin



MX302L
Bismuth



SW306F
Noir 200 sablé



SN351F
Noir 900 sablé



RAL 9010 sablé
Bianco puro

+20% sul prezzo standard / +20% on standard price

FINITURE SPECIALI . SPECIAL FINISHES



Anodizzato
Anodized



Sfumato
Faded



Lucidato
Lux



Foglia oro
Gold leaf



Foglia argento
Silver leaf

Vedere sovrapprezzo nelle schede tecniche / See price on the technical sheets

.40 FINITURE ANODIZZATE METALLIZZATE A CATALOGO . METALLIC ANODIZED FINISHES ON CATALOGUE

Solo per modelli ROUND-AL BATH, CUBE-AL BATH, OV-AL BATH, TOWEL BAR, OV-AL SLIM, OV-AL HORIZONTAL
Only for models ROUND-AL BATH, CUBE-AL BATH, OV-AL BATH, TOWEL BAR, OV-AL SLIM, OV-AL HORIZONTAL



TX2426
Oro rosa



TX2407
Cromato bianco



TX2133
Extrafine champagnafrosty



TX2022
Metal extrafine



TX2422
Anodica ottone

+40% sul prezzo standard



+2 0110 177 7751

www.EdgesHeating.com

Infor@solaredges.com

2 Ext 26 July St . Lebnan Sq .

El Hawary Tower , Mohandessin

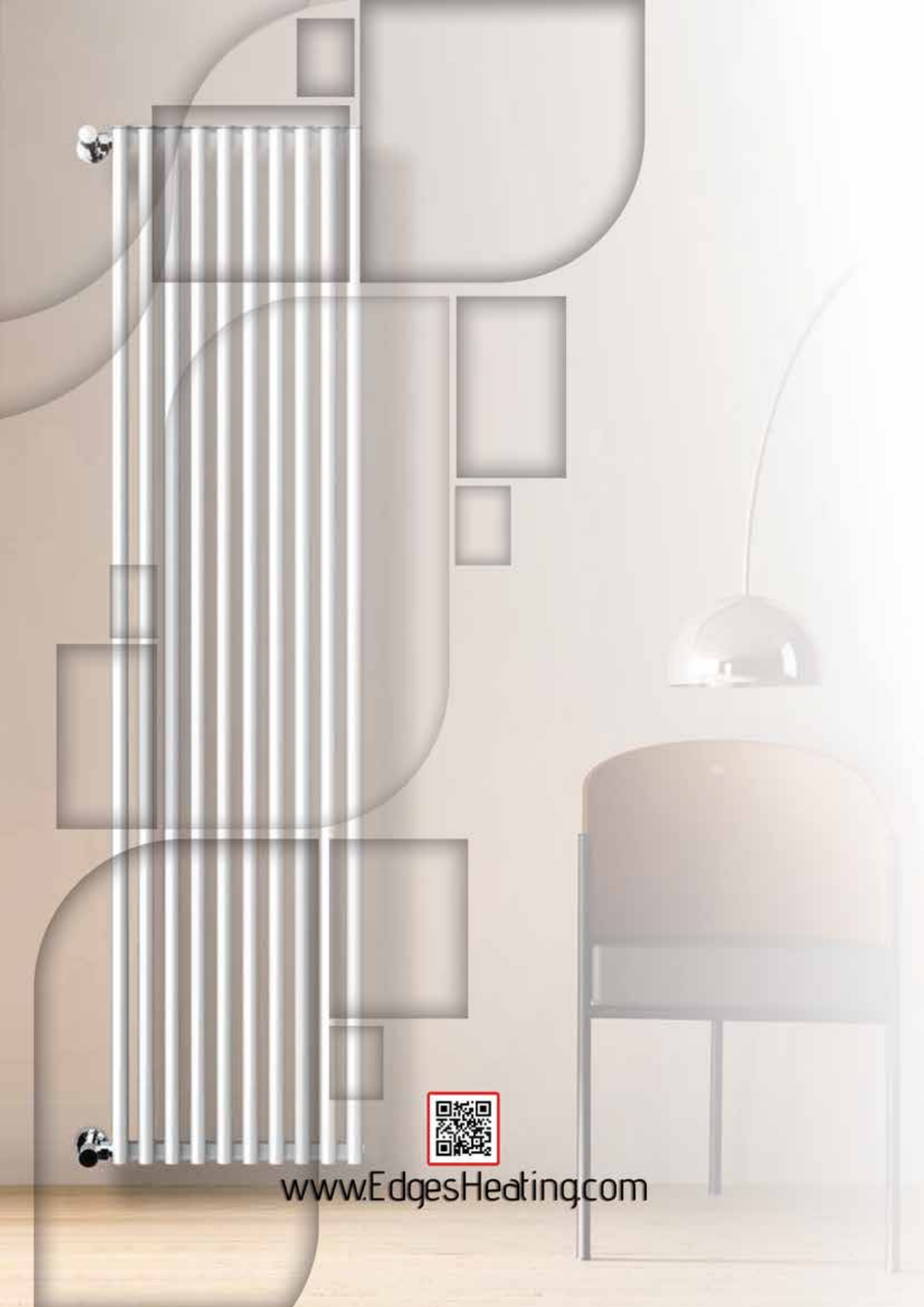
Giza 12654 - Egypt



@EdgesSolar



@Edges Heating Systems & Solar Energy



www.EdgesHeating.com