

**EDGES**  
WARMING YOUR STYLISH LIVING

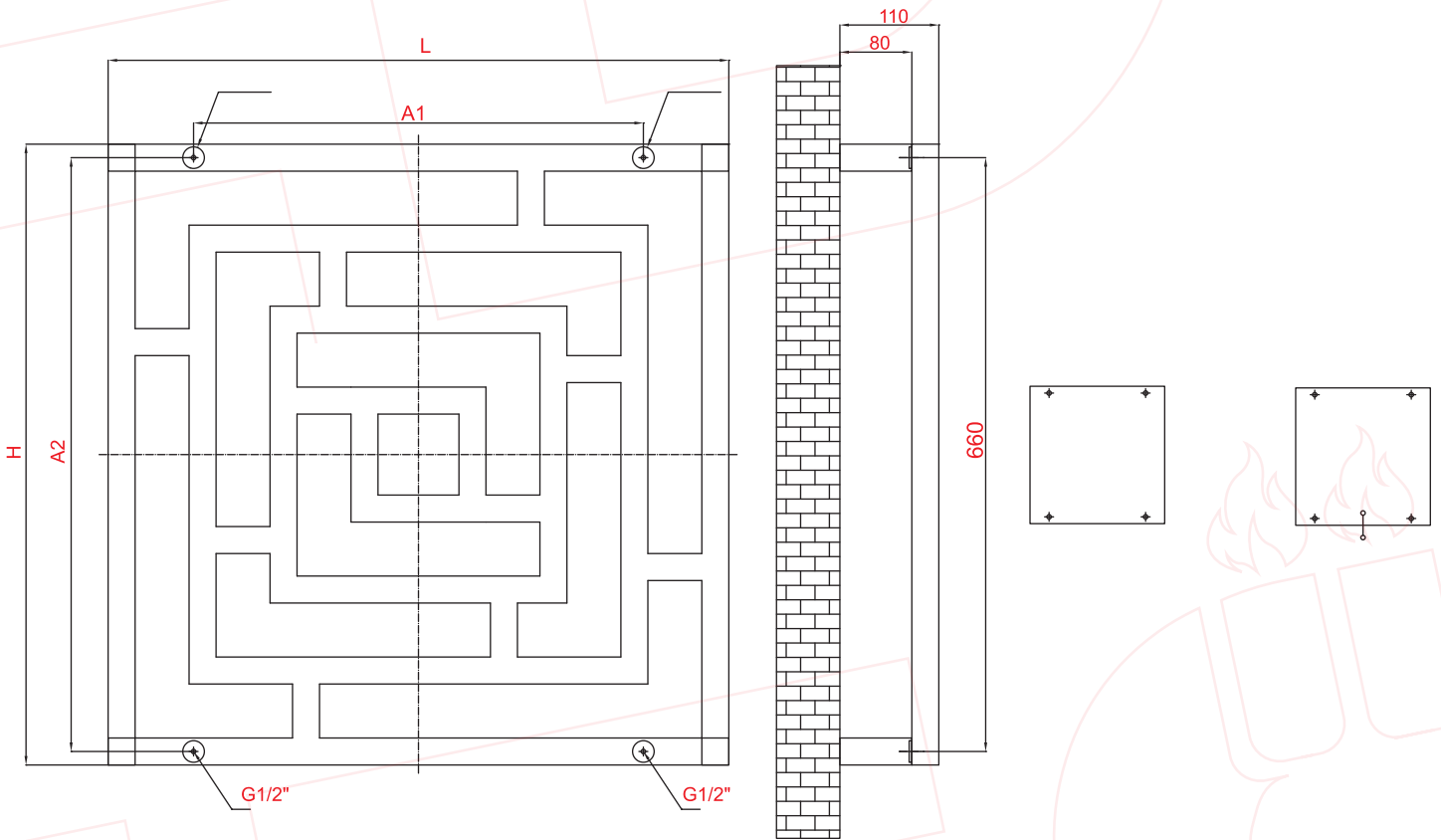
**BROC**

# BROC



An attractive radiator set apart from the heating tradition, BROC is a unique piece of craftsmanship. Outrageously powerful in both visual effect and functionality, BROC is available in all RAL colours, chrome plated or stainless steel.

# BROC



Height (H)	Length (L)	Centres (A1)	Centres (A2)	Weight	Vol-ume	OUTPUT (watt)											
						$\Delta t=30^{\circ}\text{C}$			$\Delta t=40^{\circ}\text{C}$			$\Delta t=50^{\circ}\text{C}$			$\Delta t=60^{\circ}\text{C}$		
mm	mm	mm	mm	kg	l	ral	chrome	stainless steel	ral	chrome	stainless steel	ral	chrome	stainless steel	ral	chrome	stainless steel
690	690	500	660	9.2	5.0	207	159	153	292	224	216	394	303	292	493	379	365



Max. working pressure max.4 bar

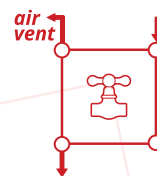


Max. working temperature 90 °C

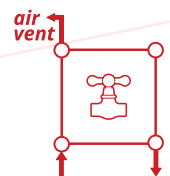


Mounting kit included

Hydraulic connections









S1



S2

# ACCESSORIES


## VALVES, LOCKSHIELDS AND VALVE/LOCKSHIELD ASSEMBLIES

Codice .	Descrizione .
	<b>Detentore dritto, cromato, per impianti bitubo</b> Straight lockshield suitable for thermostat control, chromed, for double pipe plants
<b>108.103</b>	<b>Detentore per tubi rame, multistrato o ferro / Lockshield for copper, multilayer or iron pipes connection</b>
	<b>Valvola a squadra termostattabile, cromata, per impianti bitubo</b> Angle valve suitable for thermostat control, chromed, for double pipe plants
<b>106.103</b>	<b>Valvola per tubi rame, multi strato o ferro / Valve for copper, multilayer or iron pipes connection</b>
	<b>Detentore a squadra cromato per impianti bitubo</b> Angle lockshield suitable for thermostat control, chromed, for double pipe plants
<b>102.103</b>	<b>Detentore per tubi rame, multistrato e ferro / Lockshield for copper, multilayer or iron pipes connection</b>
	<b>Gruppo valvola remoto termostattabile con attacchi 1/2" F, per impianti bitubo/monotubo, finitura cromo</b> Remote manual valve/lockshield assembly suitable for thermostat control with connections 1/2" F, for double/single pipes plant, chrome finish
<b>205.21</b>	<b>Gruppo manuale / Remote manual</b>
	<b>Kit valvola combinata per scaldasalviette ov- al bath / cu-al bath - round al bath per installazione resistenza assiale (versione mista)</b> Valve kit combined for towel warmers ov- al bath / cu-al bath - round al bath for axial resistance installation (hybrid version)
<b>205.51</b>	<b>Gruppo con ingresso SX / Assembly with left-side inlet</b>
<b>205.52</b>	<b>Gruppo con ingresso DX / Assembly with right-side inlet</b>
	<b>Valvola manuale e detentore ad angolo, cromata, per impianti bitubo</b> Angle manual valve and lockshield, chromed, for double pipe plants
<b>151.101</b>	<b>Consigliata per Cubal Bath, Fino e Collezione Piano / Suggested for Cubal Bath, Fino and Piano Collection</b>
	<b>Valvola manuale dritta e detentore, cromata, per impianto bitubo</b> Straight manual valve or lockshield, chromed for double pipe plants Suggested for Cubal Bath, Fino and Piano Collection
<b>152.101</b>	<b>Consigliata per Cubal Bath, Fino e Collezione Piano /</b>

# FINISHES

## COLORS AVAILABLE


### PAINT COLOUR OPTIONS



### FINISHES AND SPECIAL PAINTS



### QUARTZ GLASS FINISHES





+2 0110 177 7751

[www.EdgesHeating.com](http://www.EdgesHeating.com)

[Infor@solaredges.com](mailto:Infor@solaredges.com)

2 Ext 26 July St . Lebnan Sq .

El Hawary Tower , Mohandessin

Giza 12654 - Egypt



@EdgesSolar



@Edges Heating Systems & Solar Energy



[www.EdgesHeating.com](http://www.EdgesHeating.com)