

EDGES
WARMING YOUR STYLISH LIVING



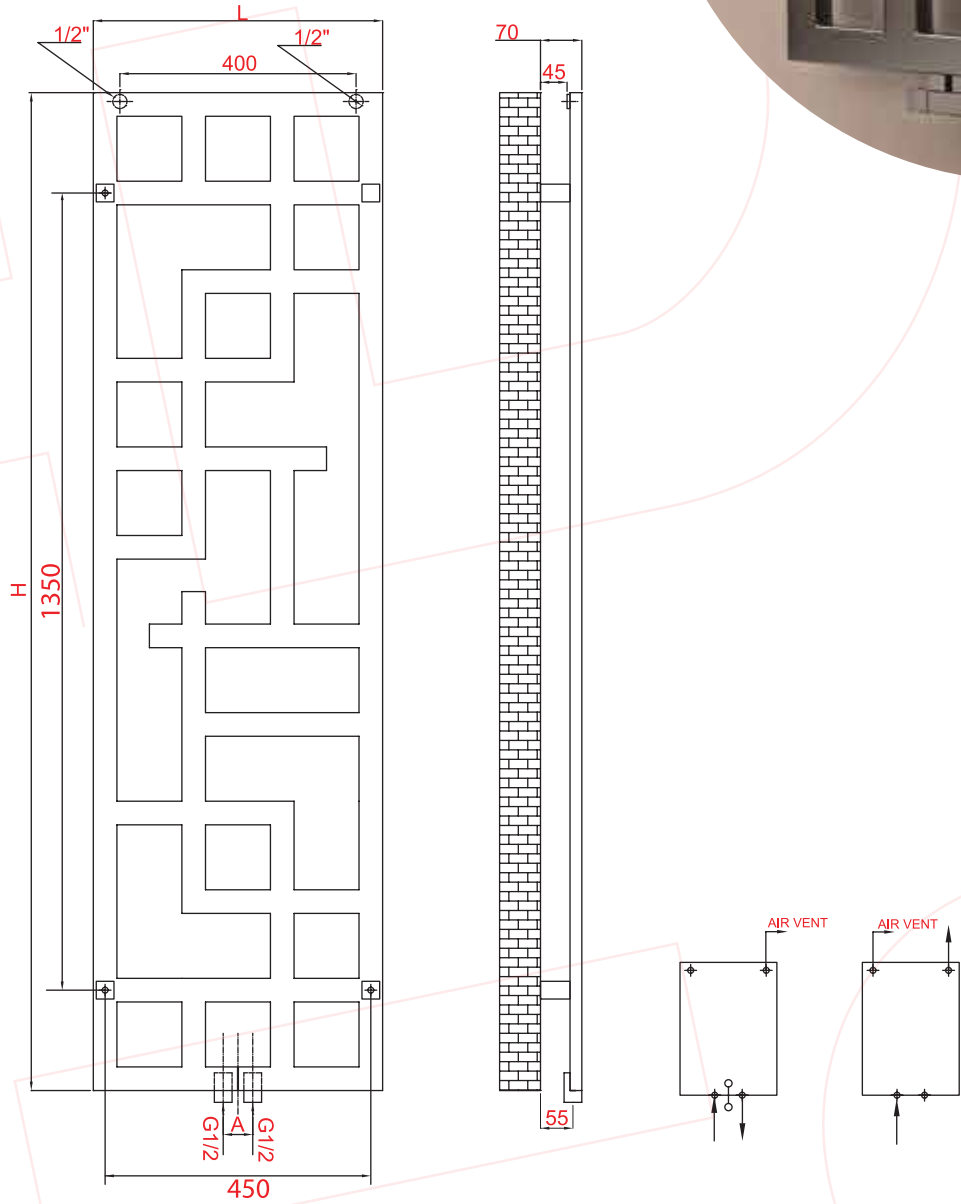
MAZE

MEZA



A contemporary slender radiator which delivers elegance to any home. MAZE's distinctive labyrinth design adds flavor to a room while typical modern radiators essentially draw from it.

MAZE



Height	Length	Centres	Weight	Volume	OUTPUT (watt)											
					$\Delta t=30^{\circ}\text{C}$			$\Delta t=40^{\circ}\text{C}$			$\Delta t=50^{\circ}\text{C}$			$\Delta t=60^{\circ}\text{C}$		
mm	mm	mm	kg	l	ral	chrome	stainless steel	ral	chrome	stainless steel	ral	chrome	stainless steel	ral	chrome	stainless steel
1690	490	50	12.4	5.8	296	227	219	417	321	309	564	434	418	705	542	522

Hydraulic connections/



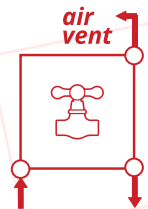
Max. working pressure max.10 bar



Max. working temperature 90°C








Mounting kit included pag. 154



S1

ACCESSORIES


VALVES, LOCKSHIELDS AND VALVE/LOCKSHIELD ASSEMBLIES

Codice .	Descrizione .
	Detentore dritto, cromato, per impianti bitubo Straight lockshield suitable for thermostat control, chromed, for double pipe plants
108.103	Detentore per tubi rame, multistrato o ferro / Lockshield for copper, multilayer or iron pipes connection
	Valvola a squadra termostattabile, cromata, per impianti bitubo Angle valve suitable for thermostat control, chromed, for double pipe plants
106.103	Valvola per tubi rame, multi strato o ferro / Valve for copper, multilayer or iron pipes connection
	Detentore a squadra cromato per impianti bitubo Angle lockshield suitable for thermostat control, chromed, for double pipe plants
102.103	Detentore per tubi rame, multistrato e ferro / Lockshield for copper, multilayer or iron pipes connection
	Gruppo valvola remoto termostattabile con attacchi 1/2" F, per impianti bitubo/monotubo, finitura cromo Remote manual valve/lockshield assembly suitable for thermostat control with connections 1/2" F, for double/single pipes plant, chrome finish
205.21	Gruppo manuale / Remote manual
	Kit valvola combinata per scaldasalviette ov- al bath / cu-al bath - round al bath per installazione resistenza assiale (versione mista) Valve kit combined for towel warmers ov- al bath / cu-al bath - round al bath for axial resistance installation (hybrid version)
205.51	Gruppo con ingresso SX / Assembly with left-side inlet
205.52	Gruppo con ingresso DX / Assembly with right-side inlet
	Valvola manuale e detentore ad angolo, cromata, per impianti bitubo Angle manual valve and lockshield, chromed, for double pipe plants
151.101	Consigliata per Cubal Bath, Fino e Collezione Piano / Suggested for Cubal Bath, Fino and Piano Collection
	Valvola manuale dritta e detentore, cromata, per impianto bitubo Straight manual valve or lockshield, chromed for double pipe plants Suggested for Cubal Bath, Fino and Piano Collection
152.101	Consigliata per Cubal Bath, Fino e Collezione Piano /

FINISHES

COLORS AVAILABLE


PAINT COLOUR OPTIONS



FINISHES AND SPECIAL PAINTS



QUARTZ GLASS FINISHES





+2 0110 177 7751

www.EdgesHeating.com

Infor@solaredges.com

2 Ext 26 July St . Lebnan Sq .

El Hawary Tower , Mohandessin

Giza 12654 - Egypt



@EdgesSolar



@Edges Heating Systems & Solar Energy



+2 0110 177 7751

www.EdgesHeating.com

Infor@solaredges.com

2 Ext 26 July St . Lebnan Sq .

El Hawary Tower , Mohandessin

Giza 12654 - Egypt



@EdgesSolar



@Edges Heating Systems & Solar Energy



www.EdgesHeating.com