

**EDGES**  
WARMING YOUR STYLISH LIVING



**PIANO  
MOVE**

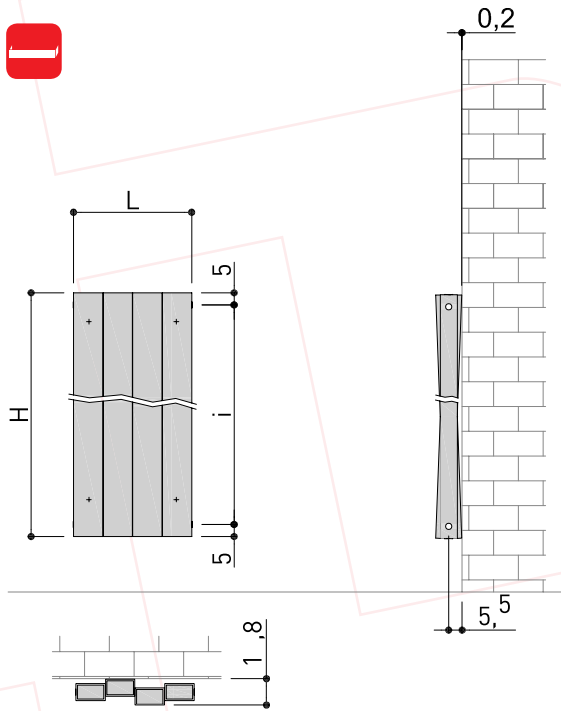


# PIANO MOVE



**The result of a long experimentation, Piano Move is synonymous of performance, technology and design. Clean, square and shapes in “movement”. Everything comes to life thanks to the unusual elements’ layout on the central. Designed for whome is looking for something different. Available in different versions below the window or for full-height wall for which require greater**

# PIANO MOVE



codice code	versione feeding	n numero elementi elements number	H altezza height	L* larghezza width	i interasse center to center distance	(Qs W) resa termica thermal yield		peso a vuoto weight empty (kg)	contenuto d'acqua water content (lt)
			(mm)	(mm)	(mm)	Dt 30°C	Dt 50°C		
352.1.060037.22		3	600	363	500	174	329	5,8	0,5
352.1.060049.22		4		485		232	438	7,7	0,6
352.1.060061.22		5		606		290	548	9,6	0,8
352.1.060073.22		6		728		348	657	11,6	0,9
352.1.060085.22		7		849		406	767	13,5	1,1
352.1.060097.22		8		971		464	876	15,4	1,3
352.1.060109.22		9		1092		522	986	17,4	1,4
352.1.070037.22		3	700	363	600	197	372	6,8	0,5
352.1.070049.22		4		485		263	496	9,1	0,7
352.1.070061.22		5		606		328	619	11,4	0,9
352.1.070073.22		6		728		393	743	13,6	1,1
352.1.070085.22		7		849		459	867	15,9	1,2
352.1.070097.22		8		971		524	991	18,2	1,4
352.1.070109.22		9		1092		590	1115	20,4	1,6
352.1.090037.22		3	900	363	800	241	455	8,9	0,6
352.1.090049.22		4		485		321	606	11,8	0,8
352.1.090061.22		5		606		401	758	14,8	1,1
352.1.090073.22		6		728		481	909	17,7	1,3
352.1.090085.22		7		849		562	1061	20,7	1,5
352.1.090097.22		8		971		642	1212	23,6	1,7
352.1.090109.22		9		1092		722	1364	26,6	1,9
352.1.130037.22		3	1300	363	1200	322	613	13,0	0,8
352.1.160037.22		3	1600	363	1500	385	732	16,0	1,0
352.1.190037.22		3	1900	363	1800	445	847	19,1	1,2
352.1.190049.22		4		485		594	1129	25,5	1,6
352.1.190061.22		5		606		742	1411	31,9	1,9
352.1.190073.22		6		728		890	1694	38,3	2,3

\* Larghezza del collettore per la definizione dell'interasse nel caso di allacci 8/9/E/F: +4 mm rispetto alla larghezza (L)

\* Collector width for defining the interaxis in the case of 8/9/E/F connections: +4 mm compared to the width (L)

# ACCESSORIES

## VALVES, LOCKSHIELDS AND VALVE/LOCKSHIELD ASSEMBLIES

Codice .

Descrizione .



**Detentore dritto, cromato, per impianti bitubo**  
Straight lockshield suitable for thermostat control, chromed, for double pipe plants

108.103

Detentore per tubi rame, multistrato o ferro / Lockshield for copper, multilayer or iron pipes connection



**Valvola a squadra termostattabile, cromata, per impianti bitubo**  
Angle valve suitable for thermostat control, chromed, for double pipe plants

106.103

Valvola per tubi rame, multi strato o ferro / Valve for copper, multilayer or iron pipes connection



**Detentore a squadra cromato per impianti bitubo**  
Angle lockshield suitable for thermostat control, chromed, for double pipe plants

102.103

Detentore per tubi rame, multistrato e ferro / Lockshield for copper, multilayer or iron pipes connection



**Gruppo valvola remoto termostattabile con attacchi 1/2" F, per impianti bitubo/monotubo, finitura cromo**  
Remote manual valve/lockshield assembly suitable for thermostat control with connections 1/2" F, for double/single pipes plant, chrome finish

205.21

Gruppo manuale / Remote manual



**Kit valvola combinata per scaldasalviette ov- al bath / cu-al bath - round al bath per installazione resistenza assiale (versione mista)**  
Valve kit combined for towel warmers ov- al bath / cu-al bath - round al bath for axial resistance installation (hybrid version)

205.51

Gruppo con ingresso SX / Assembly with left-side inlet

205.52

Gruppo con ingresso DX / Assembly with right-side inlet



**Valvola manuale e detentore ad angolo, cromata, per impianti bitubo**  
Angle manual valve and lockshield, chromed, for double pipe plants

151.101

Consigliata per Cubal Bath, Fino e Collezione Piano / Suggested for Cubal Bath, Fino and Piano Collection



**Valvola manuale dritta e detentore, cromata, per impianto bitubo**  
Straight manual valve or lockshield, chromed for double pipe plants  
Suggested for Cubal Bath, Fino and Piano Collection


152.101

Consigliata per Cubal Bath, Fino e Collezione Piano /

# FINISHES


## COLORS AVAILABLE

### FINITURE BASE . BASIC FINISHES

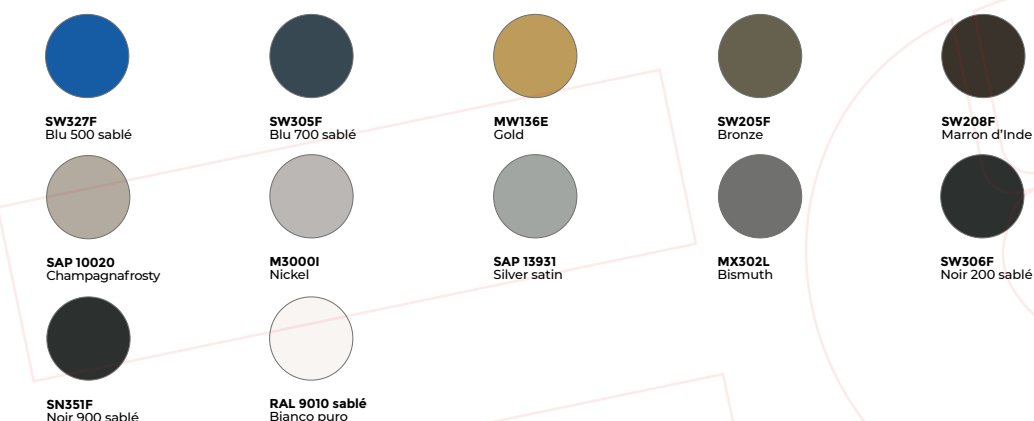


### FINITURE DISPONIBILI A RICHIESTA . FINISHES AVAILABLE ON REQUEST

#### 19 VERNICIATURE RAL . RAL PAINTS



#### 20 FINITURE E VERNICIATURE SPECIALI . FINISHES AND SPECIAL PAINTS



+20% sul prezzo standard / +20% on standard price

### FINITURE SPECIALI . SPECIAL FINISHES



Vedere sovrapprezzo nelle schede tecniche / See price on the technical sheets

### 40 FINITURE ANODIZZATE METALLIZZATE A CATALOGO . METALLIC ANODIZED FINISHES ON CATALOGUE

Solo per modelli ROUND-AL BATH, CUBE-AL BATH, OV-AL BATH, TOWEL BAR, OV-AL SLIM, OV-AL HORIZONTAL  
Only for models ROUND-AL BATH, CUBE-AL BATH, OV-AL BATH, TOWEL BAR, OV-AL SLIM, OV-AL HORIZONTAL





+2 0110 177 7751

[www.EdgesHeating.com](http://www.EdgesHeating.com)

[Infor@solaredges.com](mailto:Infor@solaredges.com)

2 Ext 26 July St . Lebnan Sq .

El Hawary Tower , Mohandessin

Giza 12654 - Egypt



@EdgesSolar



@Edges Heating Systems & Solar Energy



[www.EdgesHeating.com](http://www.EdgesHeating.com)