



## LT

Driver	Origin	LED	Origin	Lifetime
MW	Taiwan	CREE	USA	50000

## Product Description

A collection of urban lighting units provided with many patents and independent intellectual properties and many advanced technologies. Treated with special technique to ensure excellent radiation performance through special treatment and

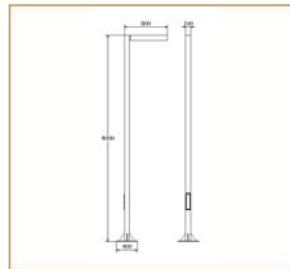
## Basic Data

Material	Steel & Aluminum
Finishing	Electrostatic Painting
Optics	Lens
Weight	150 kg
IP	65
IK	08
Suspension	Pole Mounted
Additional Data	

## Specifications

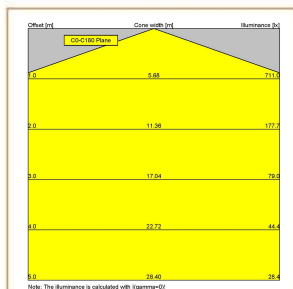
Art No.	WATT	CCT	CRI	LED	Angle	TL	Ø
75600-PL-	40	4000	70	12	142	3660	_

## Dimensions

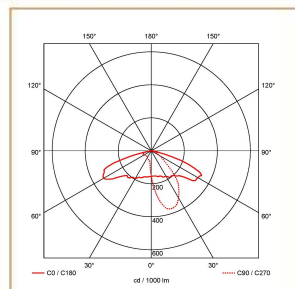


## Light Distribution

Cone Diagram



Luminous Intensity Distribution



All Luminaries are electrical tested & protection tested according to the standard (IEC 598 )